


**We know doors, inside and out**



Product Range 2022

04 – About

08 – External Doors

40 – Internal Doors

46 – Secured by Design

48 – Firesafe

50 – Timber Staircases

58 – Sustainability





# About Donaldson Door Systems

## *Reliability runs in the family*

We're part of the Donaldson Family, which means we hold ourselves to certain standards. It's a name with a rich history and heritage dating back over 160 years. It's a name that's linked with high quality products, expertise, and precision engineering. A name we are proud to live up to.

Our doors are made in Scotland by craftsmen. Our doors have the best security and safety certification around and are built on years of experience. We supply high quality doors to building professionals.

As you would expect from a Donaldson Group company, we manufacture each and every door to the highest standards. We're proud that our commitment not just to quality, but also safety and security, has been officially recognised by a number of certifications and professional memberships.

We know doors, inside and out







## Values

We're part of the Donaldson Family, which means we hold ourselves to the highest standards, not just in terms of the products we create, but in the way we do business. We don't just do business in our local communities; we work with them wherever we can. We're committed to making good and sustainable choices in everything we do. And we make sure that each and every member of our team feels like a member of our family.



Family



People



Customer



Integrity



Sustainability

## Certificates

Donaldson Door Systems takes pride in accruing a number of industry-leading certifications, providing testament to our commitment to continually producing high quality doors.



The mark of  
responsible forestry  
FSC® C015696



Enhanced  
Security Door



Fire Door  
Manufacture





# External Doors

The right external door can help keep homes warmer and make them more secure.

From traditional timber to low maintenance GRP in a wide range of styles, whatever you're looking for we'll help you find the perfect door to welcome people to your property.

We know doors, inside and out



## Safer home

### Safety and security assured

Our New City Modern Door range conform to Secured By Design, a scheme established by the Association of the Chief Police Officers (ACPO).

It focuses on crime prevention at the design, layout and construction stages of homes or commercial premises and promotes the use of security standards for a wide range of applications and products.

The SBD logo and title 'Police Preferred Specification' indicates that an organisation meets the quality standards set by Secured by Design. It is restricted exclusively to those products that have successfully tested to SBD requirements.

Our New City Modern can offer 30 and 60 minute fire resistance, with smoke control being available upon request.

Donaldson Door Systems are Q-Mark members, making us one of the few trusted manufacturers within Scotland whose products meet the requirements of this scheme. Membership gives a third-party product certification from Exova, specialists in the certification of doors, using internationally respected testing services. These cover British, European and international test requirements. Providing UKAS accreditation for a wide range of test methods, including fire testing.

Both of our products have been successfully tested to:

- **PAS24:2016**  
Enhanced security performance requirements for doorsets and windows in the UK. Doorsets and windows intended to offer a level of security suitable for dwellings and other buildings exposed to comparable risk.
- **BS476-22:1987**  
Fire tests on building materials and structures. Method for determination of the fire resistance of non-load-bearing elements of construction.

## Entrance Doors




## Doors for city living

### New city modern specifications


#### Door leaf

Flamebreak ultra lightweight door blanks are a high quality engineered tri-layer light Hardwood core. Made from fast growing and sustainable tropical hardwoods, these cores provide an extremely strong, flat and stable blank which is ideal for machining and conversion.

Doors are tested to DD171 beyond the requirements of severe duty. Available in a choice of Plywood, MDF face for painting or a variety of veneered facings such as Oak, Beech or Walnut.




White




MDF



Oak




Beech



Walnut


As standard we offer the following colours on the Ply face option: (Other colours are available on request.)




White



Post Box Red




Mahogany



Light Oak

#### Door cores

FD30 plywood faced




FD60 plywood faced




#### Panel Design

We can offer a planted raised moulding applied to give a 2, 3, 4 or 6 panel effect design.


This is normally applied to the external face of the door, however upon request can also be applied to the internal face.




2 Panel




3 Panel



4 Panel



6 Panel


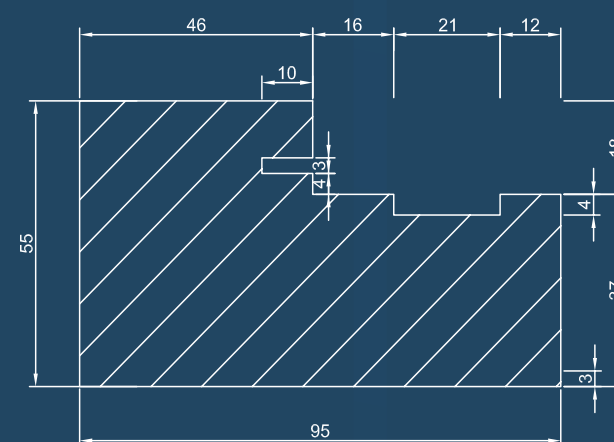


Moulding Detail

#### Frame

The frame is a 55x95mm hardwood rebated, fitted with the relevant fire and weather seals.

The detail below depicts the FD30 version, the FD60 version would have two 15x4mm grooves for fire seals.




#### Thresholds

Choose from either a flat hardwood threshold or the Stormguard AM3 threshold.


Doors for city living

Ironmongery specifications


Standard, non-optional




Fullex Crimebeater 220  
Pro 3 Point Lock




Kinetica Cylinder and Turn



Door Viewers



Hoppe Birmingham  
Handle



Royde and Tucker  
Maintenance Free  
H103 Hinge



Soterian TS008 Letter Plates

Gold Anodised Silver Anodised Polished Silver Black White

- Optional
- Eclipse Type Concealed Door Closer (not suitable for FD60)
  - Rutland ITS.11204 Overhead Concealed Door Closer, suitable for FD30 and FD60 options
  - Door Chain
  - Door Knocker (as below)



6" Victorian Urn Door  
Knocker Polished Brass



6" Victorian Urn Door  
Knocker Polished Chrome




6" Victorian Urn Door  
Knocker Gold Anodised




6" Victorian Urn Door  
Knocker Satin Silver Anodised

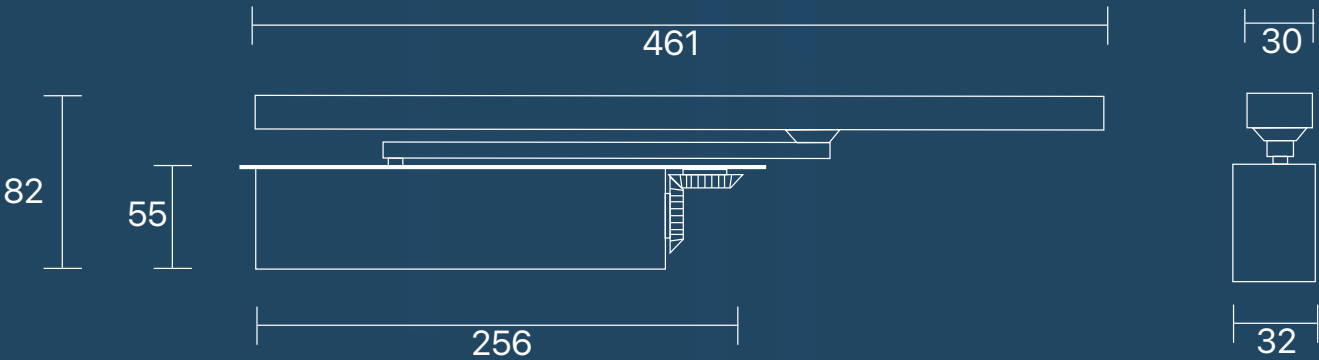
Automatic door closers

Both our FD30 & FD60 New City Modern doors are available with the Rutland ITS.11204 overhead concealed closer. The design of this closer is ideal in situations where space is restricted, and additional closing force is necessary for added safety in the event of a fire. It is recommended that all fire doors should be kept shut for effectiveness and our automatic closers can help ensure this\*.





Automatic door closer dimensions (mm)



\*The ability of any closer to close a door is dependent on the free movement of air on both the opening and closing side of the door. Donaldson Door Systems can offer no guarantee that closing devices supplied will operate in certain situations.



## Why choose GRP Doors?

If you are looking for high performance and durability, coupled with aesthetic appeal, GRP doors are a great choice. We supply house builders and home owners with doors that outperform solid wood and PVCu alternatives. Made from a glass reinforced polymer slab, they are tough, hard wearing and long lasting.

Resisting impact, heavy weather and minimising the appearance of the chance scratch here and there. The range offers the look of traditional solid wood doors but with the added benefit of longevity.

GRP doors come in a variety of sizes and can also be cut, allowing the doors to be sized to fit existing openings. Supplied in complete systems with a pre-hung door in its frame provides time saving solutions with minimum site labour.

## Thinking of you and the environment

Our doors are constructed using two GRP skins bonded to a perimeter sub frame and filled with an insulating polyurethane core offering a robust and secure door.

The doors are manufactured with minimal impact to the environment, utilising a CFC and HCFC free polyurethane core, with an ozone depletion potential (ODP) of zero. Feel the insulating effect of our thermally efficient doors during cold weather, all of which provide excellent U-values.



# GRP Doors

Secured by Design



Police Preferred Specification

## Security and Safety

We know that a front door is crucial in making a home feel secure. This is why we take safety and security so seriously and ensure that our doors are both beautiful and highly functional.

### Secured By Design

Many of our doors conform to Secured By Design, a scheme established by the Association of Chief Police Officers (ACPO). It's the group name for a number of national police projects focused on design and security with the principles proven to reduce the risk of crime. Our products pass the standards nominated by the police service, demonstrating effectiveness in resistance to physical attack. Look out for the SBD logo next to all the products this relates to.

*We are keenly aware of the importance of fire safety and offer a range of quality fire doors essential in*

*keeping buildings and people safe. Donaldson Door Systems are Q-Mark members, making us one of the few trusted manufacturers within Scotland whose products meet the requirements of this scheme.*

*Membership gives a third-party product certification from Exova. Specialists in the certification of doors, using internationally respected testing services. These cover British, European and international test requirements. Providing UKAS accreditation for a wide range of test methods, including fire testing. Our products conform to BS476-22.1987 or BSEN16341:2014 standards, ensuring they pass the independently verified fire safety tests laid out by the Q-mark scheme.*

Fire Door  
Manufacture



The capabilities of each door vary, and the main categories are as follows:  
FD30 – 30 minute fire resistance.  
FD60 – 60 minute fire resistance.  
FD30S – 30 minute fire resistance with smoke control.  
FD60S – 60 minute fire resistance with the added protection of smoke control.



Choose from a wide range of elegant door designs



6 Panel Door Range  
44mm Doors - Doors Heights up to 2013mm



Single Door Dimensions		Door With Single Sidelight		Door With Double Sidelight	
Door width	Overall frame width	Door width	Overall frame width	Door width	Overall frame width
762mm	850 - 2099mm	762mm	1236 - 2099mm	762mm	1624 - 2099mm
807mm	892 - 2099mm	807mm	1281 - 2099mm	807mm	1669 - 2099mm
838mm	924 - 2099mm	838mm	1321 - 2099mm	838mm	1700 - 2099mm
863mm	950 - 2099mm	863mm	1337 - 2099mm	863mm	1725 - 2099mm
914mm	1000 - 2099mm	914mm	1388 - 2099mm	914mm	1776 - 2099mm

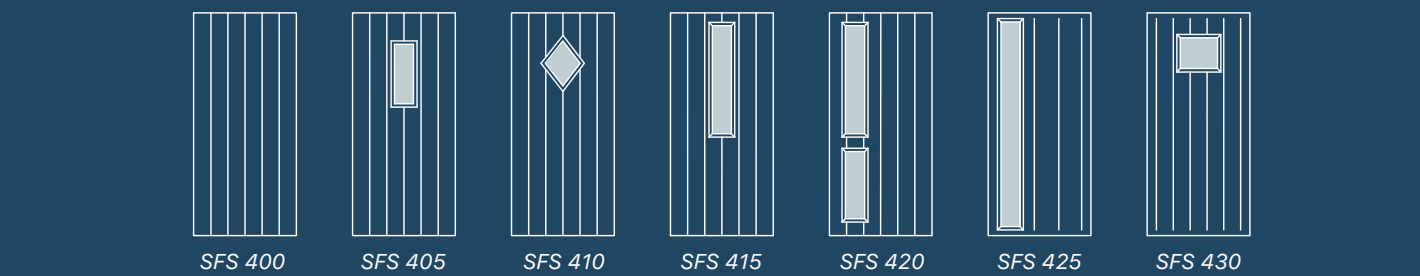
6 Panel Door Range  
44mm Doors - Doors Heights up to 2013mm



Single Door Dimensions		Door With Single Sidelight		Door With Double Sidelight	
Door width	Overall frame width	Door width	Overall frame width	Door width	Overall frame width
762mm	850 - 2099mm	762mm	1236 - 2099mm	762mm	1624 - 2099mm
807mm	892 - 2099mm	807mm	1281 - 2099mm	807mm	1669 - 2099mm
838mm	924 - 2099mm	838mm	1321 - 2099mm	838mm	1700 - 2099mm
863mm	950 - 2099mm	863mm	1337 - 2099mm	863mm	1725 - 2099mm
914mm	1000 - 2099mm	914mm	1388 - 2099mm	914mm	1776 - 2099mm

\* SFS 335 & SFS 340 do not apply with SBD

Cottage Door Range  
44mm Doors - Doors Heights up to 2013mm



Single Door Dimensions		Door With Single Sidelight		Door With Double Sidelight	
Door width	Overall frame width	Door width	Overall frame width	Door width	Overall frame width
762mm	850 - 2099mm	762mm	1236 - 2099mm	762mm	1624 - 2099mm
807mm	892 - 2099mm	807mm	1281 - 2099mm	807mm	1669 - 2099mm
838mm	924 - 2099mm	838mm	1321 - 2099mm	838mm	1700 - 2099mm
863mm	950 - 2099mm	863mm	1337 - 2099mm	863mm	1725 - 2099mm
914mm	1000 - 2099mm	914mm	1388 - 2099mm	914mm	1776 - 2099mm







Classical  
Leaf Green



Classical  
Purple Violet



Classical  
Ultramarine Blue



Gold Oak  
Esteem



Classical Half  
Glazed Light Grey



Classical Half  
Glazed Olive Grey



Classical Half  
Glazed Pastel Blue



Classical Half  
Glazed Traffic Grey



Elegance  
Pastel Green



Elegance  
Pastel Turquoise



Elegance  
Silk Grey



Elegance  
Steel Blue

## *Panel Door Range*

Here is just a selection of our classical Panel doors, which come in any colour choice on page 30.



## Cottage & Farmhouse Door Range

Picturesque cottage and farmhouse doors add character to any home, here is just a small sample of what is available and can come in any colour on page 30.



White  
Cottage



Farmhouse  
Magnolia



Farmhouse  
Silk Grey



Farmhouse  
White



Rustic Renown  
Distant Blue



Rustic Renown  
Traffic Green



Rustic Renown  
Traffic Grey



Rustic Renown  
Diamond Honey Beige



Rustic Renown  
Diamond Yellow



Rustic Renown  
Diamond Sky Blue



Rustic Renown  
Top Duck Egg



Rustic Renown  
Top Pastel Turquoise





C05 Distant Blue



C06C White



C09L Chartwell Green



C09L White



C09R Duck Egg




C12C Duck Egg



C12R Black



C12R Blue



C12R Green



C12R White

## Flush Door Range

Sophisticated flush doors give a chic contemporary finish and are available in many colours to suit your style and taste.



Modern 17 Main  
V1 Radiant DOF



C12L DOF V2

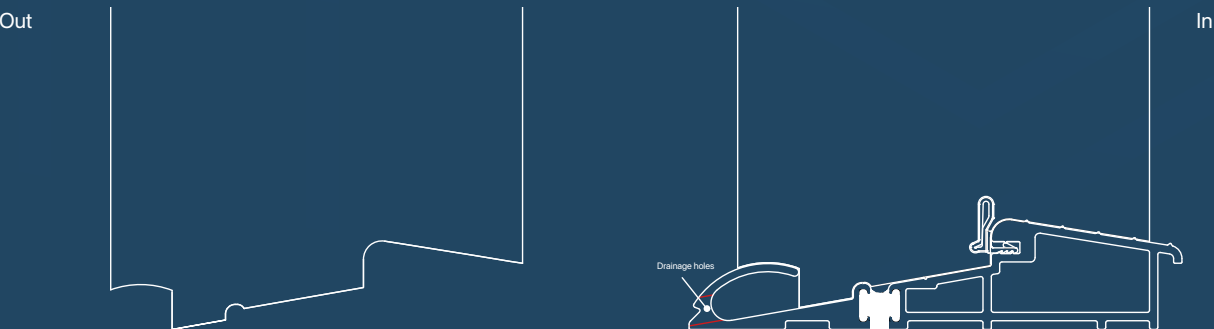


# Choose from a range of stylish side light configurations

We have a range of side panels to flood your hallway with sunlight. While customers enjoy this benefit and a sense of space, these side panels can also be highly decorative allowing you to make a statement. You can choose from the options below to make your front door unique to your taste.




Inward Jamb Profile  
Inward Sill with and without weatherbar



Outward Opening Jamb Profile  
Outward opening Sill with and without weatherbar

# Our beautiful range of decorative glazing panels

Glazing panels can provide a beautiful solution to open up a hallway by letting in natural light. A choice of clear, or several patterns which can provide varying levels of privacy is available. We can advise you on the correct specification of the glass and guide you in accordance with the regulations and performance such as thermal insulation and safety. Glass options can be co-ordinated with your choice of door colour, offering a close match, or contrast if preferable.



Andorra Zinc      Aspen Close      Palma Close      Scotia Zinc Clear      Sierra Close



Arctic Glass      Contora Glass      Cotswold Glass      Stippolyte Glass      Minster Glass



Door colour options

Choose from a wide range of colours

						
Cream RAL 9001	Pure White RAL 9010	Light Grey RAL 7035	Signal Grey RAL 7004	Platinum Grey RAL 7036	Anthracite Grey RAL 7016	Graphite Black RAL 9011
						
Chrome Green RAL 6020	Moss Green RAL 6005	Leaf Green RAL 6002	Signal Green RAL 6032	Turquoise Blue RAL 5018	Cobalt Blue RAL 5013	Ultramarine RAL 5002
						
Azure Blue RAL 5009	Distant Blue RAL 5023	Pastel Blue RAL 5024	Purple Violet RAL 4007	Signal Violet RAL 4008	Traffic Purple RAL 4006	Pastel Violet RAL 4009
						
Telemagenta RAL 4010	Pure Red RAL 3028	Flame Red RAL 3000	Wine Red RAL 3005	Mahogany Brown RAL 8016	Fawn Brown RAL 8007	Red Orange RAL 2001
						
Deep Orange RAL 2011	Ochre Brown RAL 8001	Signal Yellow RAL 1003	Zinc Yellow RAL 1018			

Please note that on-screen representations of colours may vary with actual painted colours. The colours shown here are intended as a guide only, we cannot be held responsible for any discrepancies between on-screen and actual painted colours.






## Our choice of Ironmongery ensures optimum security

The Fullex Crimebeater 220, 3 Point Lock is an inline split spindle, corrosion resistant lock. Tested to PAS 24 standard in a UKAS accredited laboratory and licensed by the Police. It is an approved Secured by Design fixture, creating a flexible and highly secure multipoint lock for any door.

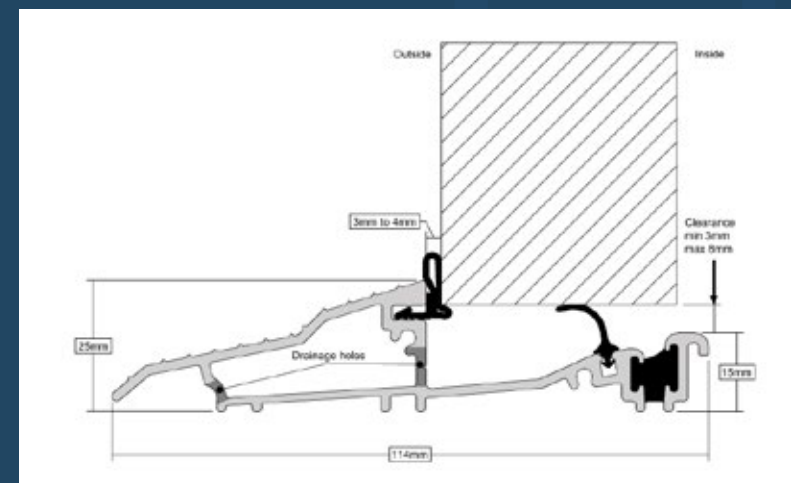


This is coupled with the Secure By Design Cylinder that has a variety of key features and benefits due to the innovative mechanism. The cylinder is anti-snap, anti-bump, anti-drill and anti-pick. Easy to turn for the elderly and comes with five keys.

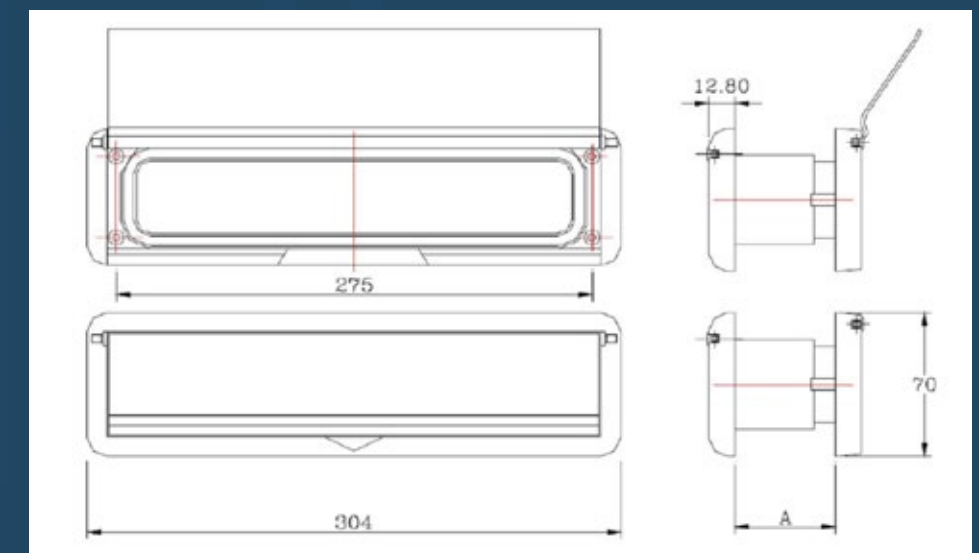



## Draught exclusion for home comfort

The AM3 Stormguard Threshold has been ergonomically tested for Part M compliance and seals gaps of 18mm-23mm. It meets thermal bridging and insulation requirements and can be used with many different frame and door materials.



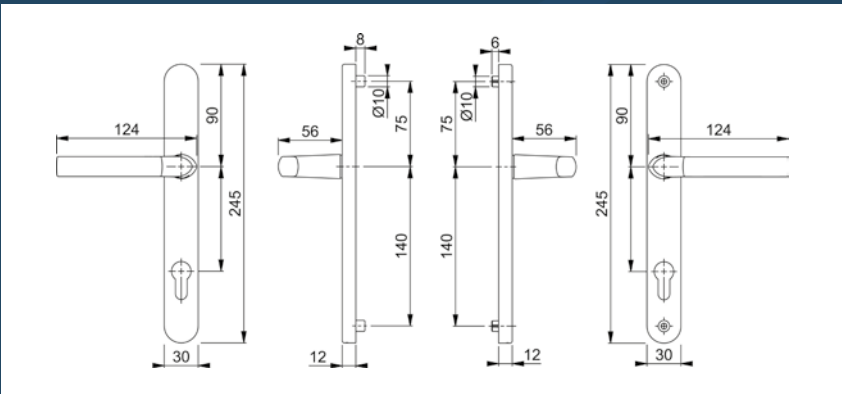
Our Standard Letter Plates provide unique draught protection internally through twin nylon brush seals.





Simplistic elegance with our Hoppe Birmingham handles

In matt silver, the 92mm sprung lever door handles suit multipoint door locks.



Choice of door viewers



6" Victorian Urn Door Knocker Polished Brass



6" Victorian Urn Door Knocker Polished Brass




6" Victorian Urn Door Knocker Polished Brass




6" Victorian Urn Door Knocker Polished Brass

Make a statement with door knockers



6" Victorian Urn Door Knocker Polished Brass



6" Victorian Urn Door Knocker Polished Chrome



6" Victorian Urn Door Knocker Gold Anodised




6" Victorian Urn Door Knocker Satin Silver Anodised



6" Victorian Urn Door Knocker Polished Brass



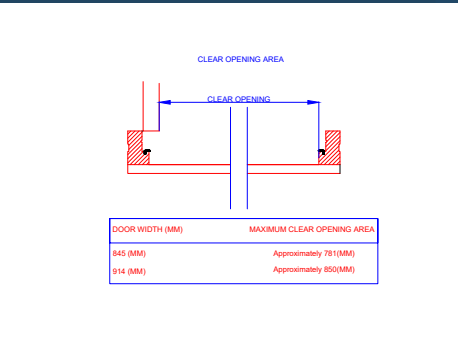
6" Victorian Urn Door Knocker Polished Chrome



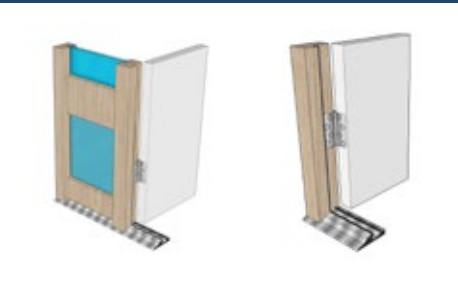
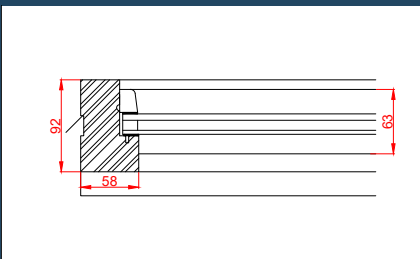
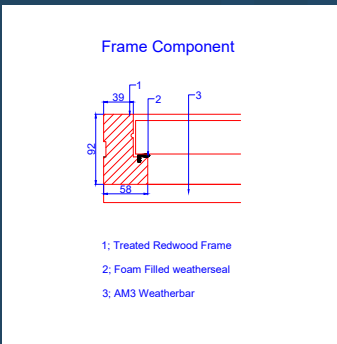
6" Victorian Urn Door Knocker Gold Anodised

Choice of available frames

Door frames to fit every home



Door width	Maximum clear opening area
845mm	Approximately 781mm
914mm	Approximately 850mm







## Materials and Treatments

The GRP range can be smooth or with a grained finish that offers all the appearance of natural timber. Each door contains a highly insulating polyurethane core that provides a much higher thermal insulation value. The range is robust, impact resistant and reduces the effect of scratches, adding a practical advantage to their appeal. Available in a choice of colours or simply primer finished to allow on-site painting.

*Door frames are currently supplied in a choice of softwood or hardwood.*

## Guarantees

### Quality Assurance and Warranties

The Donaldson Door Systems range of GRP doors offers a high level of quality which is monitored and maintained through the quality standard of ISO 9001: 2000. The standard assures that we are continually monitored by an independent accredited body. Our 2 year manufacturing warranty is valid provided all the conditions are met in terms of installation and maintenance. We ensure that the guarantee offered on all our products is uncompromised by supplying full installation instructions. These instructions will also refer to the minimum recommended requirements for the installation of fire doorsets.

### Guidance and Support

Our aim is to ensure that your door performs when tested. Donaldson Door Systems will support you with the full technical information to achieve the correct fire rating.





# Fire Door – FD30 & FD60 Installation

Details contained within this document refer to recommended minimum requirements for fire rated finished door leaves and doorsets for installation as supplied by Donaldson Door Systems.

## Storage

The handling and storage of finished doors, doorsets and door kits prior to installation should ensure that the same as protected from rain and sun, preferable in a ventilated building. Finished doors and doorsets must also be protected from exposure to excessive moisture and stored horizontally on 3 or more equally spaced bearers, away from ground floor level. As is applicable it is also recommended that any wrappings be left in place for as long as possible.

## Suitability of Structural Opening

It is the installer's responsibility to ensure that structures to receive fire doorsets as supplied by Donaldson Door Systems comply with National and Local Regulations and that they are suitable for the design performance (Installers are recommended to refer to the applicable parts of BS5588 Fire Precautions in the Design and Construction of Buildings for further guidance).

The fire test/data applicable to doorsets manufactured by Donaldson Door Systems anticipates that the door sets will be fitted into blockwork, brickwork, concrete, timber or metal stud partitioning. Unless the partitioning manufacturer can provide fire test/assessment data to demonstrate that this is not necessary, where doorsets are to be fitted into metal stud partitioning, the hollow metal stud at the doorset positions should be filled with softwood solid packer (being continuous for the full doorset height/width) between the opening in the supporting structure and the rear face of the frame member of the doorset. The finished partition thickness should not be less than the thickness of the doorframe.

## Installation

The gap between the frame and surrounding structure (not exceeding 10mm) should be filled with non-combustible material i.e. mineral wool (see note below) and capped off with either intumescent mastic or the inclusion of an intumescent strip on the reverse of the frame, or treated in accordance with recommendations to be found in BS 8214:2016 Code of practice for fire doors assemblies with non-metallic leaves section 9 Table 2 to 5, according to

fire doorset performance.

Doorset frame jambs must be fixed to supporting structure using steel fixings at 500mm maximum centres, with the top fixing located 100mm from the underside of the head and the bottom fixing 100mm from the bottom of the jamb. The fixings must be of the appropriate type for the supporting structure and must penetrate the same to a minimum depth of 50mm.

### Minimum Fixings

1. Door set height of 2000mm = 4 No
2. Doorset height of 2000-2500mm = 5 No
3. Add 1 No fixing for each further 500mm increase in door height.
4. For door sets in excess of 1100mm the use of an additional fixing centre width of the doorset at the head position is recommended.

Mineral fibre/ceramic fibre: Euroclass A1 or A2 to EN 13501-1 and heat resistant to at least 1000°C

Intumescent mastic: Tested to EN 1366 part 4, BS 476 Part 22, BS 476 part 20 or EN1364-1. Test duration must be at least the same or higher than the integrity period of the fire doorset being fitted.

Expanding Foam: This is not recommended to be used due to the variability of the installation and the more complex understanding of whether the test evidence is suitable for use. However, where there is test evidence to EN1366 part 4, BS 476 part 22, BS476 part 20 or EN1364-1, with the test duration being at least the same or higher than the integrity period of the fire doorset being fitted, then expanding foam may be used.

Please check directly with the manufacturer of the fire stopping material being used to confirm it is fit for purpose.

Whilst it is not deemed necessary to fix the frame head (except for a recommendation to inset at least one fixing in double door applications), it is recommended that packers be inserted between the frame head and the head of the supporting structure.

**Note:** In instances of Door Leaf supply only contact Donaldson Door Systems for full technical

information to achieve correct fire rating.

When hanging door leaves as supplied by Donaldson Door Systems the frame materials for use with the same should comply with the recommendations to be found by reference to BS6214:2000. Frame material for FD30 doorsets maybe softwood or hardwood of not less than 510Kg/M3 density at 15% moisture content whereas frame material for FD60 doorsets must be hardwood of not less than 640Kg/M3 density of 15% moisture content.

Frames must be plumb and square and assembled with traditional joints with appropriate woodscrews (joints maybe glued and screwed) all joints should be of a tight fit.

During the hanging process an equal gap not exceeding 4mm is to be maintained across the head and down both jambs and up to a maximum of 10mm at the threshold. The gap between the door and frame and at the meeting stile of double doors should also not exceed 4mm.

## Over Panels

Over panels must be fixed through the rear of the doorframe with steel woodscrews passing at least 30mm into the over panel and at a maximum of 300mm centres and no more than 100mm from each corner.

## Architraves

The utilisation of architrave is commonly used with fire doorsets supplied by Donaldson Door Systems and should be of a 12mm minimum thickness and conform with both National and Local Regulations material specifications as applicable to the fire doorset rating specification. The intention of the architrave is to cover the gap between the frame and the supporting structure thereby providing for a minimum of 15mm cover over the edge of the supporting structure and a nominal 15mm cover over the doorframe nose.

The varied use of intumescent mastics, ceramic cords or similar products may be used in lieu of architrave where such products have a proven performance under fire test conditions with wood doorsets. (Such materials must be used strictly in accordance with the appropriate

manufacturer instructions).  
Packers

- A. Plastic packers may be used but only for 30min fire resistant doorsets and only if cut back 10mm and capped with appropriate intumescent mastic (see section 1 above).
- B. Softwood packers can be used for 30min fire resistance period only. These do not need to be cut back or capped with intumescent mastic.
- C. Hardwood packers can be used for up to 60min fire resistance period. These do not need to be cut back or capped with intumescent mastic.
- D. Packers made from non-combustible or limited combustibility material (e.g. calcium silicate board or plasterboard) can be used for any fire resistance period. These do not need to be cut back or capped with intumescent mastic.

## Intumescent

If intumescent has been supplied loose with the product, these must be installed within the routed groove in the frame, and or door.

## Plugs

Approved fire rated doors will be supplied with plugs per the Q-Mark Fire Door Certification scheme. These will be located on the hinge side of the door. In some cases, a door set will contain two different plugs, if for example the door set is glazed. The following explains the plug procedure and what each plug means.



## Handles

Generally for packaging purposes, handles are supplied loose. These must be installed on site.

## Modifications

This door set must not be modified in any way. Any modifications required must be made within the factory.

Please contact Donaldson Door Systems regarding any alterations that are required.



# Internal Doors

There are many factors to consider when choosing an internal door from the style, decor and materials used to durability and cost. At Donaldson Door Systems we are confident we can meet any number of individual requirements for both commercial and domestic customers.

*Our internal doors come in a wide variety of styles from standard flush to fully finished decorative. Many of our popular designs are also available as fire doors certified to meet standard times for fire resistance.*

*Priding ourselves in our full range of highly-customised joinery services, we specialise in the manufacture of bespoke hardwood doors using premium timber such as mahogany, oak and red pine.*

We know doors, inside and out





# Our Internal Doors Range

We offer a range of internal doorsets suitable for high volume customers and individual clients alike, which come ready-fitted with door, frame and associated ironmongery. This offers hassle-free installation, reducing on-site costs and build time.



1 Panel  
Moulded Smooth



2 Panel  
Smooth Flat



4 Panel  
Smooth Flat



4 Panel  
Moulded Textured



Premium Vertical 5 Panel  
Moulded Flat



6 Panel  
Smooth Flat



6 Panel  
Textured Flat



Paint Grade  
Plus



Moulded Horizontal  
4 Line Smooth



Light Grey  
Horizontal



Light Grey  
2 Stile



Light Grey  
4 Line Horizontal





Charcoal Grey  
4 Line Horizontal



Charcoal Grey  
Horizontal



Walnut  
Verticle



Standard Veneer  
Steamed Beech



Standard Veneer  
Anegre



Standard Veneer  
American White Oak



Standard Veneer  
Innova White Oak 1 Panel



Standard Veneer  
Koto



Standard Veneer  
European Ash



Popular Paint Grade  
Flat





Peace of mind matters. That's why it's important to us that people feel safe and secure in their homes or commercial premises.

**Secured By Design gives you that peace of mind – and the reassurance that our commitment to security has been recognised by professionals.**

Donaldson Door Systems are a Secured By Design member company, which means that our security products pass not just our own quality controls, but also standards and tests selected by the police service. Being awarded this status means that our products are proven to be effective in preventing and reducing crime.

Our Secured By Design external timber doors are manufactured to the PAS24 standard, which means they have been designed to protect low-risk properties from opportunist break-ins by forced entry using hand-tools. Security features on these doors include a shielded door and frame, a three-point locking system and anti-intrusion bolts.

#### *More about Secured By Design*

The scheme was established in 1989 by the Association of Chief Police Officers (ACP) and is made up of a number of national police projects focused on the design and security of new and refurbished properties. It covers both domestic and commercial premises.

Secured By Design supports the National Planning Policy Framework's aim of creating "safe and accessible environments where crime and disorder, and the fear of crime, do not undermine quality of life or community cohesion".

The principles of the scheme have been proven to reduce the risk of crime and the fear surrounding it.





We understand that safety matters to you. You can rely on our expertise and experience to help you find the right fire doors to protect your home or business and everyone in it.

Fire safety doors can help delay the spread of fire throughout a building – they act as a barrier, giving people vital time to get to safety or await rescue. They not only provide peace of mind, but in the case of many types of building, are a regulatory requirement.

The bottom line is that the right fire door can not only help protect the building, but it could save lives.

We manufacture a number of different types of fire door, which fall into the following categories:

*FD30* – these doors give up to 30 minutes of fire resistance

*FD60* – offer up to 60 minutes of fire resistance

*FD30S and FD60S* – give up to 30 and 60 minutes of fire resistance respectively, with the added protection of smoke control, thanks to the inclusion of a combined intumescent smoke seal.

#### *Trusted supplier*

UK laws and regulations mean that only companies who manufacture the best quality products are verified as suppliers of fire doors in the UK. This ensures the safety and protection of customers, giving you total peace of mind.

We are one of only a handful of trusted manufacturers in Scotland. It's a status we're proud to have and which we gained and maintain by:

Testing all of our fire safety products to BS476-22.1987 or BS EN 1634-1:2014 standards

Being a member of the Q-Mark fire door scheme

Fire Door  
Manufacture



# Timber Staircases

## *We finish what nature started*

Our staircases demonstrate the versatility of our production services. They create a statement piece in your home and an opportunity to express yourself as an individual. Choose from a variety of options to create a strong focal point, or have something specifically designed to your own criteria. We offer a bespoke service that means staircases can be individually manufactured to customer specifications.

Our state-of-the-art CNC machines manufacture staircases to absolute precision and consistency, whether it's a one-off piece or a bulk order for a housing development. Our specially designed prefabricated staircases are based by the UK's biggest house builders and individual clients alike.

We know doors, inside and out





## Planning through precision to perfection

If you can provide floor plans, elevations and specification, we can help you scope out, plan and budget your project by providing an accurate price. If a drawing is not available simply share the measurements and configuration of the stair you're looking for.

We make this as easy as possible by providing a stair template, which is basically a step-by-step guide to all the information that is required to price a stair. This is fairly simple and quick to fill out and provides all the information we need at pricing stage.

When an order is placed, we will produce a detailed stair graph for approval\*. This should be checked against the site measurements, and any amendments clearly marked on the drawing. Upon approval of this, the stair will go into production.

Manufacture of your staircase does not commence until this part has been completed to ensure that you as a customer are completely happy. We do not compromise on this as we understand that many things can change during the construction of the house that might render the original information irrelevant. This process allows you to check that the stair you have ordered is correct.


\*The drawing provided will show a landing but this must be constructed on site and does not form part of the price or manufacture of the stair. If you wish to purchase material for the landing, please advise and a separate quotation for loose material will be provided.



## Bespoke individuality design options to suit any style

Donaldson Door Systems produce high quality stair flights to meet the exact requirements of our customers in terms of style, space requirements and building specification. These are often highly individual, demonstrating the wide range possible and our capability to deliver to customers' exacting standards.

To achieve this, we offer a variety of exclusive stair parts from the Richard Burbidge or Clive Durose ranges. Stairs are built to a customer's specification within the building regulations and we offer the choice and selection to make up a staircase as individual as you. Our ethically sourced materials include Redwood, hardwood, Oak, Walnut or other species of timber required if available. Your choice of components can make up the finished staircase that is a statement piece to your taste and a beautiful main feature of your home.





Modern Components



SBR2400WO



SBRPF



SBRQF




MMHTLB




MMTCB




MMINCB



NB320PFB



MMSPKB



KIT01



LD252



LD248



RHR750BF



RHR750PF



WLN



RHR750QF



HRL3600W



BRL3600W



IHR4200WO




IHR4200WO



IHR4200WT



IMGPSL1




IMGPR1



IMNT725WO



IMNB915WT



MMBCB



MMHTRB



MMHSLB



MMHTLS



MMECS



MMWECB



MMWECS

Choice of banisters, spindles,  
rails and steps

Traditionally Inspired Components



BRR2400WO



RHRHTWO



HDR 41W



PINE HALF NEWEL CAP



HERITAGE WHITE  
OAK BASERAIL



WOHCUE90



OHS



HERITAGE WHITE OAK  
VERTICAL TURN



TRADEMARK ASH  
OVER EASING



TRADEMARK SAPELE  
OVER EASING



TRADEMARK SAPELE  
UP EASING



TRADEMARK SAPELE  
BALL CAP



HERITAGE WHITE OAK  
RIGHT HAND VOLUTE



CLASSIC ASH  
HORIZONTAL TURN




CNP1520/90



CNP1520P



WOHCANT-V



WOHCENTO



WOHCE400



WOHCENT-V

Guarantee

Donaldson Door Systems offers a 10 year guarantee against manufacturing defects, but this does not cover stairs which have been poorly installed or modified where the structural strength of the stairs is impaired. As a member of the British Woodworking Federation (BWF) Stair Scheme, you can trust us to provide a safe and well constructed staircase.

We are independently assessed to ensure compliance on a range of standards from the design process through reliable manufacture to delivery with appropriate installer instructions.





# Sustainability

As part of the Donaldson Group, we operate with sustainability at the forefront of our processes, and acknowledge that when managed properly, timber is one of the most sustainable building materials.

A door made from timber is natural, renewable and sustainable, with a lighter carbon footprint than a steel or fibreglass alternative. Timber ensures a secure, stylish and long-lasting door that is naturally a fantastic insulator. We look to use certified timber in all of our products and reduce the environmental impact of construction wherever possible.

We aim to show that our goods are produced in an environmentally responsible manner, and always consider the raw materials; production processes and countries of operation in producing our goods.

We know doors, inside and out







# Donaldson Door Systems

T: 01236 814000 F: 01236 814001  
[donaldsondoorsystems.co.uk](http://donaldsondoorsystems.co.uk)

Donaldson Door Systems, Main Street,  
Plains, North Lanarkshire, ML6 7JE



A Donaldson Family Company 